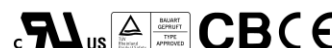


■ Features :

- Universal AC input / Full range
- Protections: Short circuit / Overload / Over voltage
- Cooling by free air convection
- LED indicator for power on
- Fixed switching frequency at 50KHz
- 2 years warranty

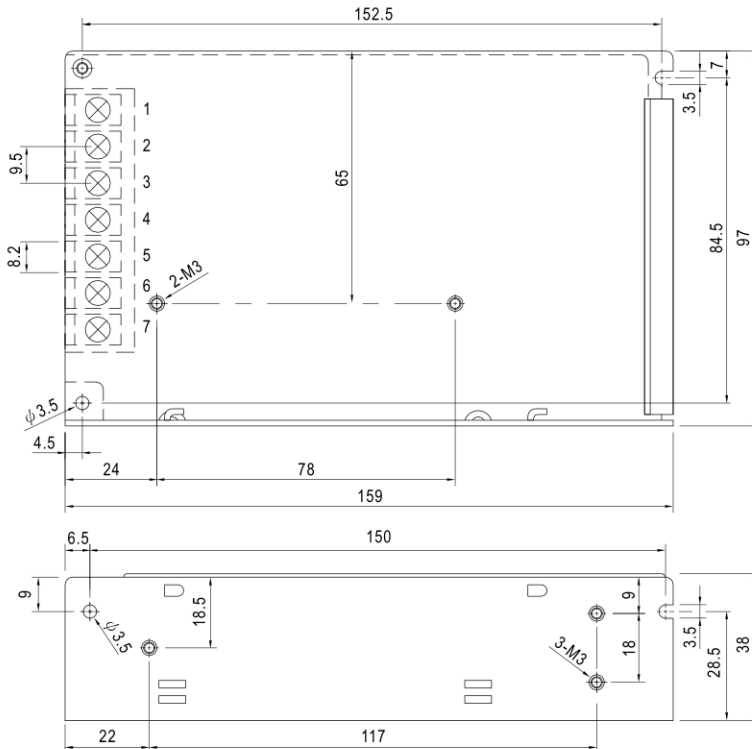


SPECIFICATION

MODEL		T-60A			T-60B			T-60C		
OUTPUT	OUTPUT NUMBER	CH1	CH2	CH3	CH1	CH2	CH3	CH1	CH2	CH3
	DC VOLTAGE	5V	12V	-5V	5V	12V	-12V	5V	15V	-15V
	RATED CURRENT	5A	2.5A	0.5A	5A	2.5A	0.5A	5A	2A	0.5A
	CURRENT RANGE	0.5 ~ 7A	0.2 ~ 3.5A	0 ~ 1A	0.5 ~ 7A	0.2 ~ 3.5A	0 ~ 1A	0.5 ~ 7A	0.2 ~ 3A	0 ~ 1A
	RATED POWER	57.5W			61W			62.5W		
	RIPPLE & NOISE (max.) Note.2	100mVp-p	100mVp-p	100mVp-p	100mVp-p	100mVp-p	100mVp-p	100mVp-p	100mVp-p	100mVp-p
	VOLTAGE ADJ. RANGE	CH1 : 4.75 ~ 5.5V			CH1 : 4.75 ~ 5.5V			CH1 : 4.75 ~ 5.5V		
	VOLTAGE TOLERANCE Note.3	±2.0%	±6.0%	±6.0%	±2.0%	±6.0%	±6.0%	±2.0%	±6.0%	±6.0%
	LINE REGULATION	±0.5%	±1.0%	±0.5%	±0.5%	±1.0%	±0.5%	±0.5%	±1.0%	±0.5%
	LOAD REGULATION	±1.0%	±4.0%	±1.0%	±1.0%	±4.0%	±1.0%	±1.0%	±4.0%	±1.0%
SETUP, RISE TIME	300ms, 50ms/230VAC			800ms, 50ms/115VAC at full load						
HOLD UP TIME (Typ.)	80ms/230VAC			10ms/115VAC at full load						
INPUT	VOLTAGE RANGE	85 ~ 264VAC		120 ~ 370VDC						
	FREQUENCY RANGE	47 ~ 63Hz								
	EFFICIENCY(Typ.)	72%			72%			72%		
	AC CURRENT (Typ.)	2A/115VAC		1A/230VAC						
	INRUSH CURRENT (Typ.)	COLD START 20A/115VAC		40A/230VAC						
LEAKAGE CURRENT	<3.5mA / 240VAC									
PROTECTION	OVERLOAD	105 ~ 150% rated output power Protection type : Hiccup mode, recovers automatically after fault condition is removed								
	OVER VOLTAGE	5V: 5.75 ~ 6.75V Protection type : Hiccup mode, recovers automatically after fault condition is removed								
ENVIRONMENT	WORKING TEMP.	-10 ~ +60℃ (Refer to output load derating curve)								
	WORKING HUMIDITY	20 ~ 90% RH non-condensing								
	STORAGE TEMP., HUMIDITY	-20 ~ +85℃, 10 ~ 95% RH								
	TEMP. COEFFICIENT	±0.03%/℃ (0 ~ 50℃) on +5V output								
	VIBRATION	10 ~ 500Hz, 2G 10min./1cycle, period for 60min. each along X, Y, Z axes								
SAFETY & EMC (Note 4)	SAFETY STANDARDS	UL1012, UL60950-1, TUV EN60950-1 approved								
	WITHSTAND VOLTAGE	I/P-O/P:3KVAC I/P-FG:1.5KVAC O/P-FG:0.5KVAC								
	ISOLATION RESISTANCE	I/P-O/P, I/P-FG, O/P-FG:100M Ohms / 500VDC / 25℃ / 70% RH								
	EMI CONDUCTION & RADIATION	Compliance to EN55022 (CISPR22) Class B								
	HARMONIC CURRENT	Compliance to EN61000-3-2,-3								
OTHERS	EMS IMMUNITY	Compliance to EN61000-4-2,3,4,5,6,8,11; ENV50204, EN55024, light industry level, criteria A								
	MTBF	281.1K hrs min. MIL-HDBK-217F (25℃)								
	DIMENSION	159*97*38mm (L*W*H)								
	PACKING	0.55Kg; 24pcs/14.1Kg/0.75CUFT								
NOTE	1. All parameters NOT specially mentioned are measured at 230VAC input, rated load and 25℃ of ambient temperature. 2. Ripple & noise are measured at 20MHz of bandwidth by using a 12" twisted pair-wire terminated with a 0.1uf & 47uf parallel capacitor. 3. Tolerance : includes set up tolerance, line regulation and load regulation. 4. The power supply is considered a component which will be installed into a final equipment. The final equipment must be re-confirmed that it still meets EMC directives. For guidance on how to perform these EMC tests, please refer to "EMI testing of component power supplies." (as available on http://www.meanwell.com)									

Mechanical Specification

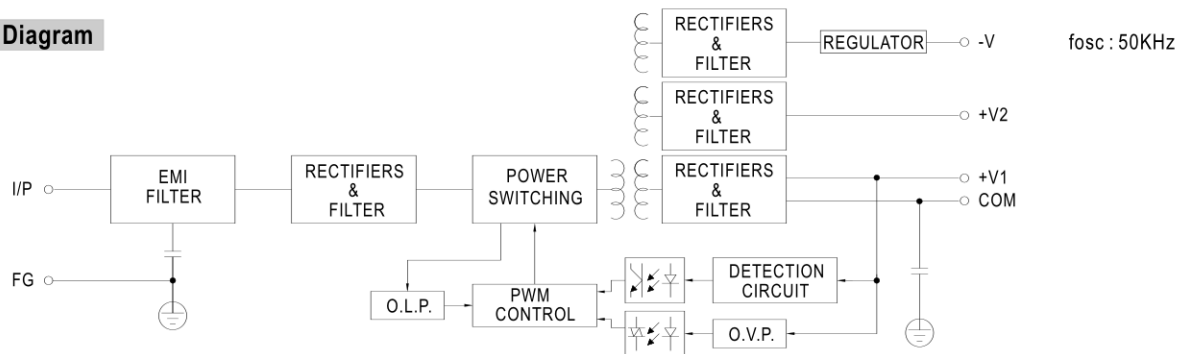
Case No. 901 Unit:mm



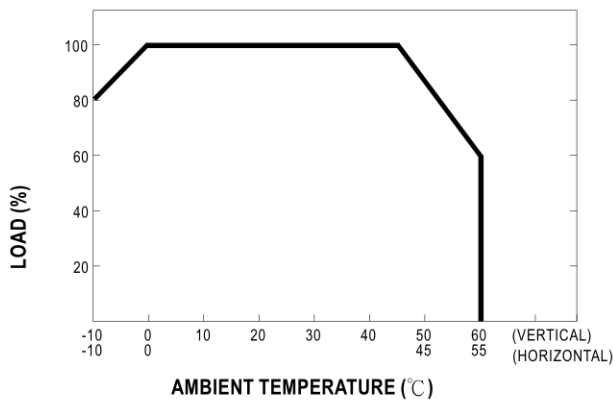
Terminal Pin No. Assignment

Pin No.	Assignment	Pin No.	Assignment
1	AC/L	5	DC OUTPUT +V2
2	AC/N	6	DC OUTPUT COM
3	FG \perp	7	DC OUTPUT +V1
4	DC OUTPUT -V		

Block Diagram



Derating Curve



Static Characteristics (B)

