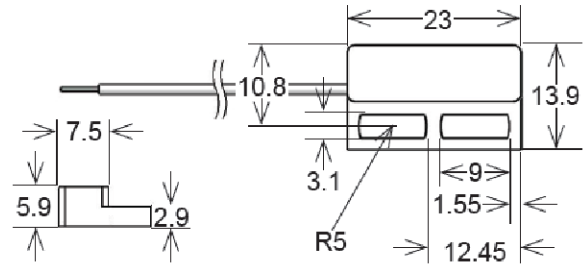


# MK13 Series Reed Sensors



- Features: Standard Screw Fastening Reed Sensor with Cable Termination, Five Operation Sensitivities
- Applications: End Motion Detection, Door/Flap Control, Hydraulic Actuator Position Indication & Others
- Markets: Appliance, Industrial, Security & Others

## Part Description: MK 13-0X00X-000X

Contact QTY	Contact Form	Switch Model	Magnetic Sensitivity	Cable Length (mm)	Termination
01	A, B, C	66, 75, 90	B, C, D, E	200, 300, 500, 1,000, 1,500, 2,000, 3,000, 5,000	W

Customer Options	Switch Model			Unit
Contact Data	66	75	90	
<b>Rated Power (max.)</b> Any DC combination of V&A not to exceed their individual max.'s	10	10	10	W
<b>Switching Voltage (max.)</b> DC or peak AC	200	230	175	V
<b>Switching Current (max.)</b> DC or peak AC	0.5	0.5	0.5	A
<b>Carry Current (max.)</b> DC or peak AC	1.0	1.0	1.0	A
<b>Contact Resistance (max.)</b> @ 0.5V & 50mA	150	200	150	mOhm
<b>Breakdown Voltage (min.)</b> According to EN60255-5	0.25	0.4	0.2	kVDC
<b>Operating Time (max.)</b> Incl. Bounce; Measured with w/ Nominal Voltage	0.7	0.5	0.7	ms
<b>Release Time (max.)</b> Measured with no Coil Excitation	0.1	0.1	1.5	ms
<b>Insulation Resistance (typ.)</b> Rh<45%, 100V Test Voltage	10 <sup>10</sup>	10 <sup>10</sup>	10 <sup>9</sup>	GOhm
<b>Capacitance (typ.)</b> @ 10kHz across open Switch	0.3	0.4	1.5	pF

## Series Datasheet – MK13 Reed Sensors

[www.standexmeder.com](http://www.standexmeder.com)


### Housing and Cable Specifications

Housing Material	PBT Glass Fibre Reinforced
Case Color	White
Sealing Compound	Polyurethan
Cable Typ	Flat Cable
Cable Material	PVC
Cross Section (mm <sup>2</sup> )	2 x 0.14 / 3 x 0.14

### Environmental Data

		Unit
Shock Resistance (max.) 1/2 sine wave duration 11ms	50	g
Vibration Resistance (max.)	20	g
Operating Temperature Cable not moved	-30 to 70	°C
Operating Temperature Cable moved	-05 to 70	°C
Storage Temperature	-30 to 70	°C

### Glossary Contact Form


Form A	NO = Normally Open Contacts SPST = Single Pole Single Throw	
Form B	NC = Normally Closed Contacts SPST = Single Pole Single Throw	
Form C	Changeover SPDT = Single Pole Double Throw	

### Glossary Magnetic Sensitivity

Sens.	A	B	C	D	E	F	G
AT	05-10	10-15	15-20	20-25	25-30	30-35	35-40



### MK13 Reed Sensor



### Handling & Assembly Instructions

- Max torque of screw is 0,5Nm
- Cable bending-radius is diameter x 15
- Min. bending distance to housing is 5mm
- Drag mark out of the mounting area forbidden
- Decrease switching distance by mounting on iron
- Do not use magnetically inductive screws
- Series resistor recommended for > 5m cable length

### Life Test Data

\*Load increase reduces life expectancy of Reed Switches

